

MATCH DAY 2022



WAYNE STATE
School of Medicine

A low-angle photograph of a large, weathered stone statue of a man with a beard, wearing a long, flowing robe. The statue is set against a background of a modern building with a glass facade and a cloudy sky. The image has a green-to-yellow color gradient overlay.

Match Day 2022 Statistics

2022 WSU Match Statistics



Number of Match Participants

Total Match Success Rate

302

97.4%

Number of Match Participants includes
NRMP, San Fran, Urology, Military, +1 *CaRMS pending*

2022 National NRMP Statistics



National Match Success Rate

92.9% *U.S. Allopathic Medical Students who matched into PGY1*



National Unmatched Rate

7.1% *U.S. Allopathic Medical Students who did not match into PGY1*



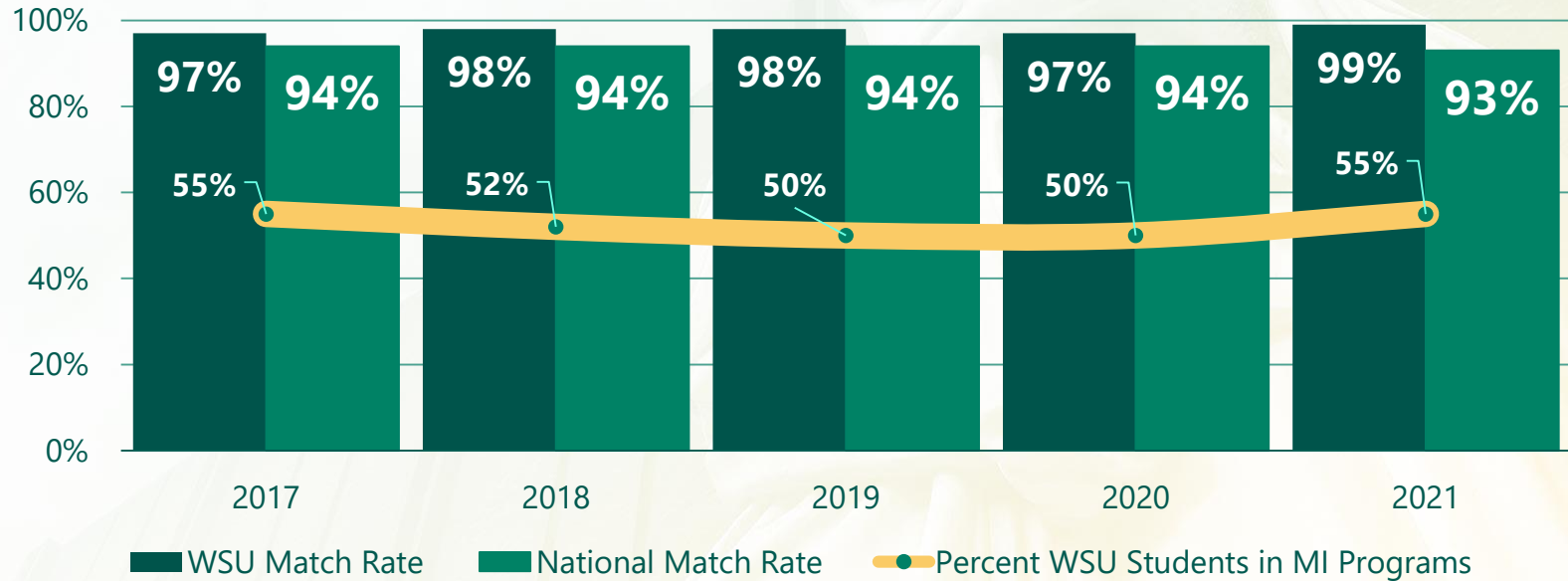
National Couples Rate

93.7% *WSU SOM couples match rate 100%, 13 out of 13 (2 partial for PGY2)*

Student Success: NRMP

WSUSOM vs. National Match Rates (2017-21)

"The Match"



WAYNE STATE
School of Medicine

WARRIOR STRONG



WSUSOM 5-year Match Rate 2018-2022

98%

2022 WSU SOAP Placements

Supplemental Offer And Assistance
Program

4.6%

Percent of class placed through SOAP

6.3% in 2020 6.4% in 2021

2.6%

Percent of class remaining unmatched after SOAP

1.2% Committed to specialty research positions

2.9% in 2020 0.8% in 2021

2022 National Match Statistics



36,277

PGY 1 Positions offered
in the Match

35,194 in 2021
34,266 in 2020
32,194 in 2019



2,711

PGY 2 Positions offered
in the Match

2,699 in 2021
2,742 in 2020
2,756 in 2019



WAYNE STATE
School of Medicine

WARRIOR STRONG

2022 National Match Statistics



20,553

U.S. seniors participated
in the Match



20,475 in 2021
19,781 in 2020
19,417 in 2019



42,549

39,205

applicants applied for
residency positions



42,508 applicants
applied for
38,106 residency
positions in 2021



WAYNE STATE
School of Medicine

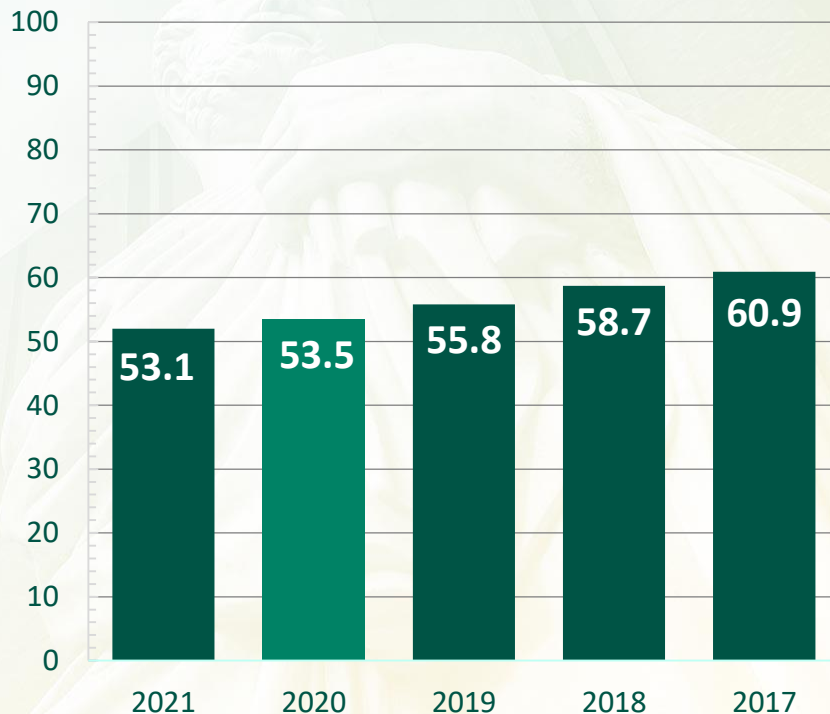
WARRIOR STRONG

2022 National Match Statistics

52.0%

Positions filled by U.S. seniors

➤ 53.1% in 2021



WAYNE STATE
School of Medicine

WARRIOR STRONG

2022 WSU Match Statistics



51%

Students matched into
Michigan Programs

55.0% in 2021
49.7% in 2020
50.3% in 2019



43%

Students matched into
Primary Care

41.0% in 2021
32.6% in 2020
30.1% in 2019

*Primary Care includes: FM, IM, IM/EM, Peds, Med/Peds,
Ped/Genetics, Peds/Psych/Child Psych, Med/Psych*



WAYNE STATE
School of Medicine

WARRIOR STRONG

2022 WSU Michigan Based Program Placements

18

Michigan Based Health
Systems/Centers
Represented



**Detroit Medical
Center: 29**
2020: 34 2021: 43



**Henry Ford
Health System: 37**
2020: 31 2021: 33



**Beaumont
Health System: 17**
2020: 18 2021: 20



**University of
Michigan: 21**
2020:10 2021: 12



Ascension: 14
2020: 13 2021: 14



St. Mary Mercy: 10

2022 WSU Numbers by Specialty

Top 3 Specialties



**Specialties
Represented**



**Internal
Medicine**



**Family
Medicine**



Psychiatry

➤ 2010-2021: IM/EM/FM

➤ % of class in top three: **2022: 36.4%,**

2021: 47%, 2020: 44%

2022 Specialty Placements at a Glance

Internal Medicine: 58

2021: 53 2020: 52 2019: 41

Family Medicine: 27

2021: 41 2020: 17 2019: 25

Psychiatry: 23

2021: 17 2020: 16 2019: 18

Emergency Medicine: 22

2021: 37 2020: 32 2019: 27

Diagnostic Radiology: 20

2021: 7 2020: 15 2019: 18

Obstetrics/Gynecology: 19

2021: 14 2020: 17 2019: 15

Pediatrics: 19

2021: 18 2020: 14 2019: 11

General Surgery: 17

2021: 15 2020: 11 2019: 17

Orthopaedic Surgery: 14

2021: 10 2020: 10 2019: 7

Neurology: 12

2021: 6 2020: 5 2019: 5

Ophthalmology: 12

2021: 10 2020: 9 2019: 12

Anesthesia: 8

2021: 15 2020: 14 2019: 15

Physical Medicine and Rehabilitation: 7

2021: 3 2020: 10 2019: 1

2022 Specialty Placements at a Glance

Dermatology: 5

2021: 9 2020: 8 2019: 2

Ear/Nose/Throat: 5

2021: 4 2020: 3 2019: 3

Internal Medicine/Pediatrics: 5

2021: 2 2020: 5 2019: 5

Urology: 4

2021: 8 2020: 0 2019: 4

Oral Maxillofacial Surgery: 3

2021: 3 2020: 3 2019: 4

Pathology: 2

2021: 4 2020: 3 2019: 3

Family Medicine/ Psychiatry: 2

Interventional Radiology: 1

2021: 0 2020: 0 2019: 4

Neurological Surgery: 1

2021: 1 2020: 3 2019: 4

Plastic Surgery: 0

2021: 2 2020: 1 2019: 1

IM/Dermatology: 0 2021: 1



2022 Specialty Placements at a Glance

Vascular Surgery: 0

2021:0 2020: 0 2019: 3

Thoracic Surgery: 0

2021:0 2020: 0 2019: 1

Internal Medicine/ Emergency Medicine: 0

2021:0 2020: 0 2019: 1

Child Neurology: 0

2021: 0 2020: 3 2019: 0

Peds/Psych/Child Psych: 0

2021: 0 2020: 0 2019: 0

Radiation Oncology: 0

2021: 0 2020: 2 2019: 3

Peds/Med Genetics: 0

2021: 1



2022 WSU Numbers by State

Top 5 States

35

States Represented



Michigan: 154



New York: 20



California: 19



Illinois: 17



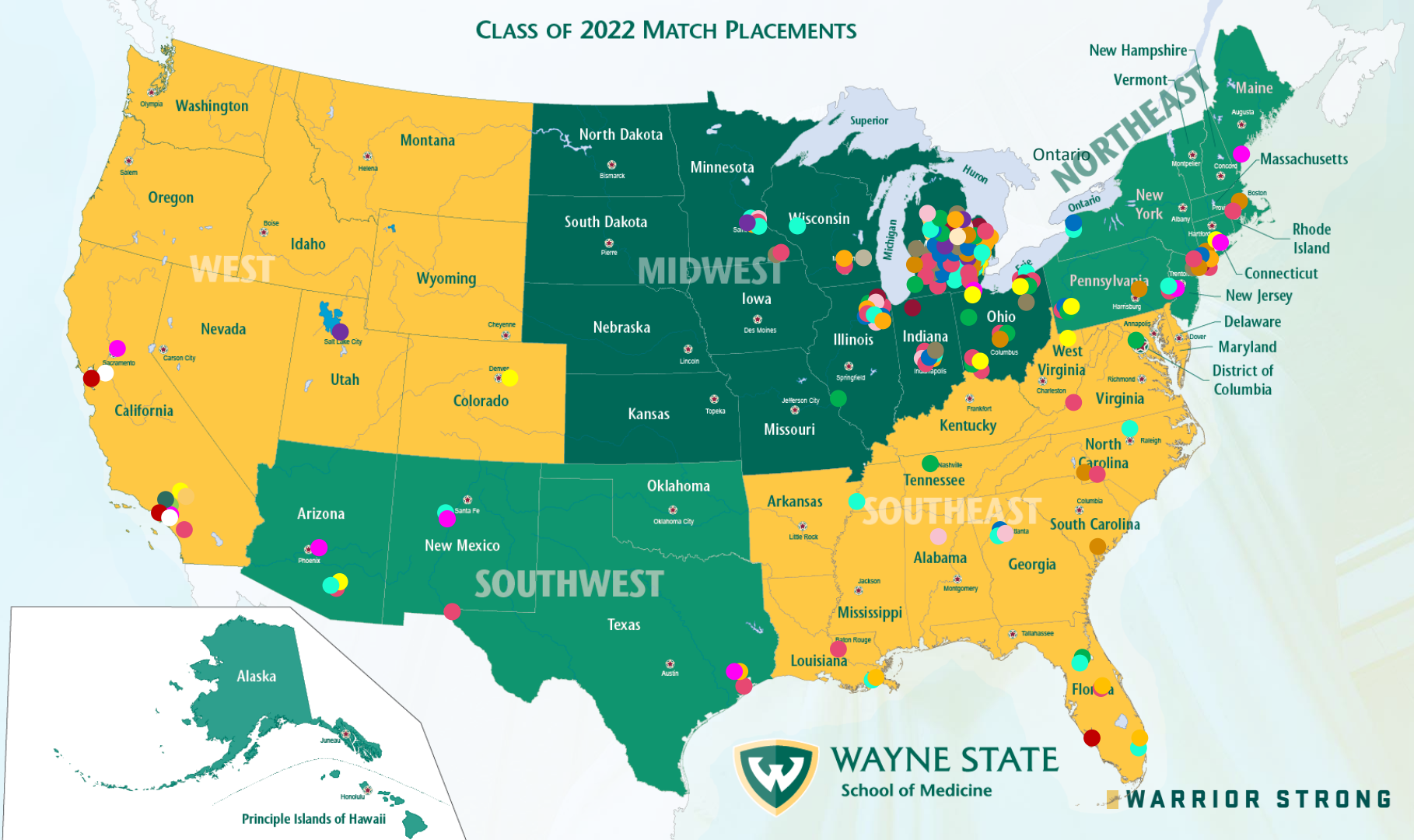
Ohio: 13



WAYNE STATE
School of Medicine

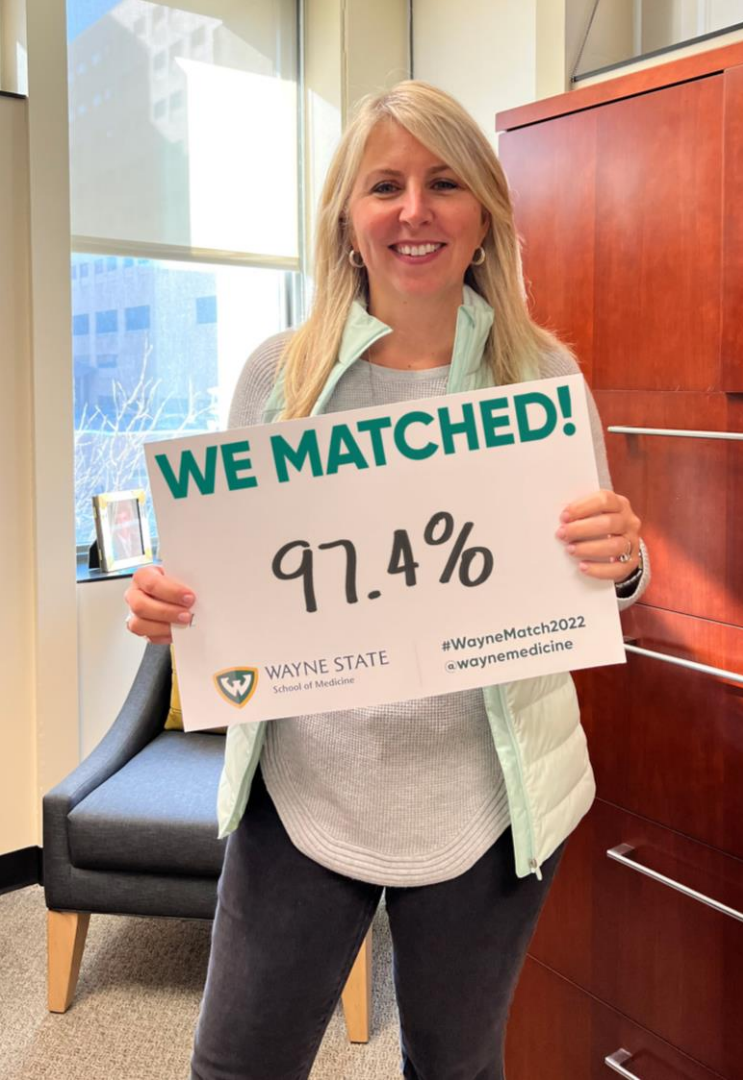
WARRIOR STRONG

CLASS OF 2022 MATCH PLACEMENTS



WAYNE STATE
School of Medicine

WARRIOR STRONG



Congratulations

and God Bless You

Class of 2022!