

# MATCH DAY 2023



WAYNE STATE  
School of Medicine





# Match Day 2023 Statistics



WAYNE STATE  
School of Medicine



# 2023 WSU Match Statistics



Number of Match Participants

266

Total class size 271

3 Committed to specialty research positions  
2 postponing residency training

# 2023 WSU Match Statistics



Total Match Success Rate

**100%**

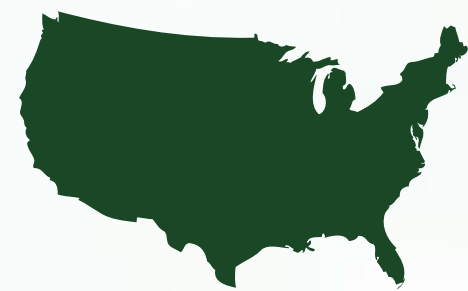
# 2023 National NRMP Statistics



## National Match Success Rate

**93.7%**

*U.S. Allopathic Medical Students who matched into PGY1*



## National Unmatched Rate

**6.3%**

*U.S. Allopathic Medical Students who did not match into PGY1*



## National Couples Rate

**93%**

*WSU SOM: 10.5% of the class participated in couples match!  
11 WSU-WSU (SOAP assist with 3)*



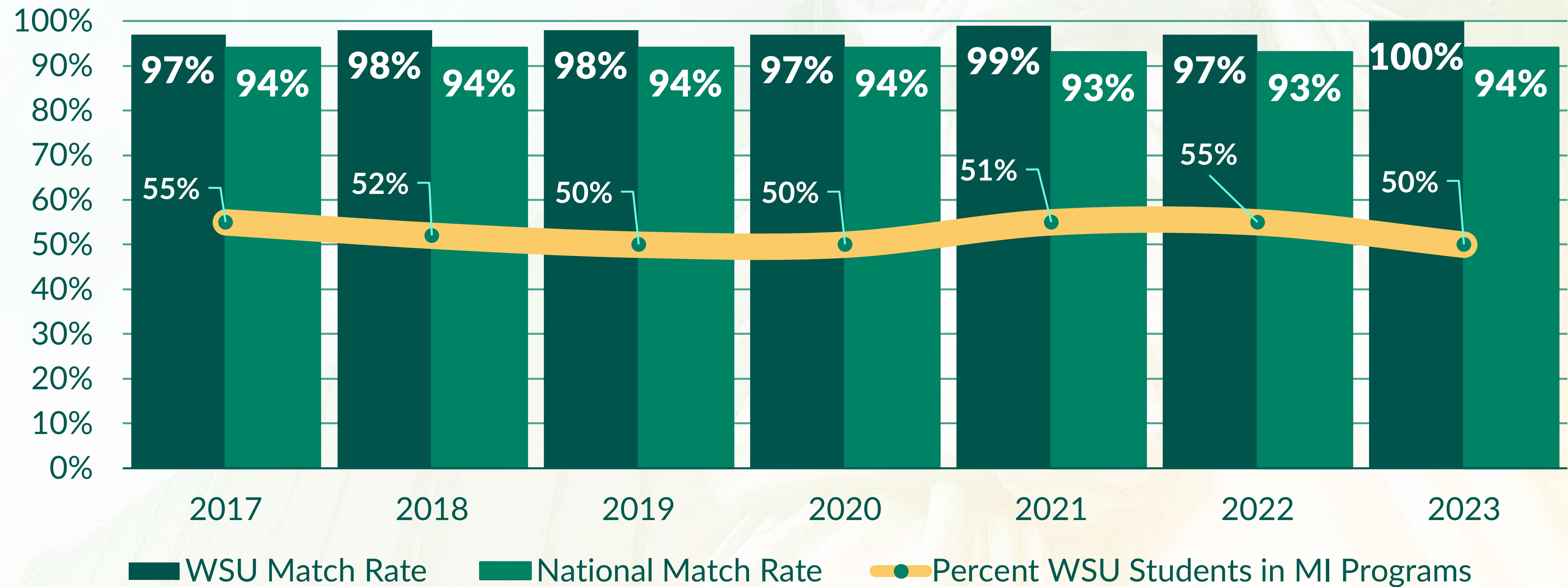
WAYNE STATE  
School of Medicine



# Student Success: NRMP

## WSUSOM vs. National Match & MI Rates (2017 - 2023)

“The Match”







# **WSU SOM 7-year Match Rate 2017-2023**

# **98%+**



**WAYNE STATE**  
School of Medicine



# 2023 WSU SOAP Placements

## Supplemental Offer And Assistance Program

7%

### Percent placed through SOAP

4.6% in 2022 | 6.4% in 2021 | 6.3% in 2020

0%

### Percent remaining unmatched after SOAP

2.6% in 2022 | 2.9% in 2020 | 0.8% in 2021

1.1% *Advanced commitment to specialty research positions*





# 2023 National Match Statistics



37,425

PGY 1 Positions offered  
in the Match

36,277 in 2022  
35,194 in 2021  
34,266 in 2020  
32,194 in 2019



2,671

PGY 2 Positions offered  
in the Match

2,711 in 2022  
2,699 in 2021  
2,742 in 2020  
2,756 in 2019

# 2023 National Match Statistics



20,317

U.S. seniors participated  
in the Match

20,553 in 2021  
20,475 in 2021  
19,781 in 2020  
19,417 in 2019



42,952  
40,375

applicants applied for  
residency positions

42,549 applicants  
applied for  
39,205 residency  
positions in 2022

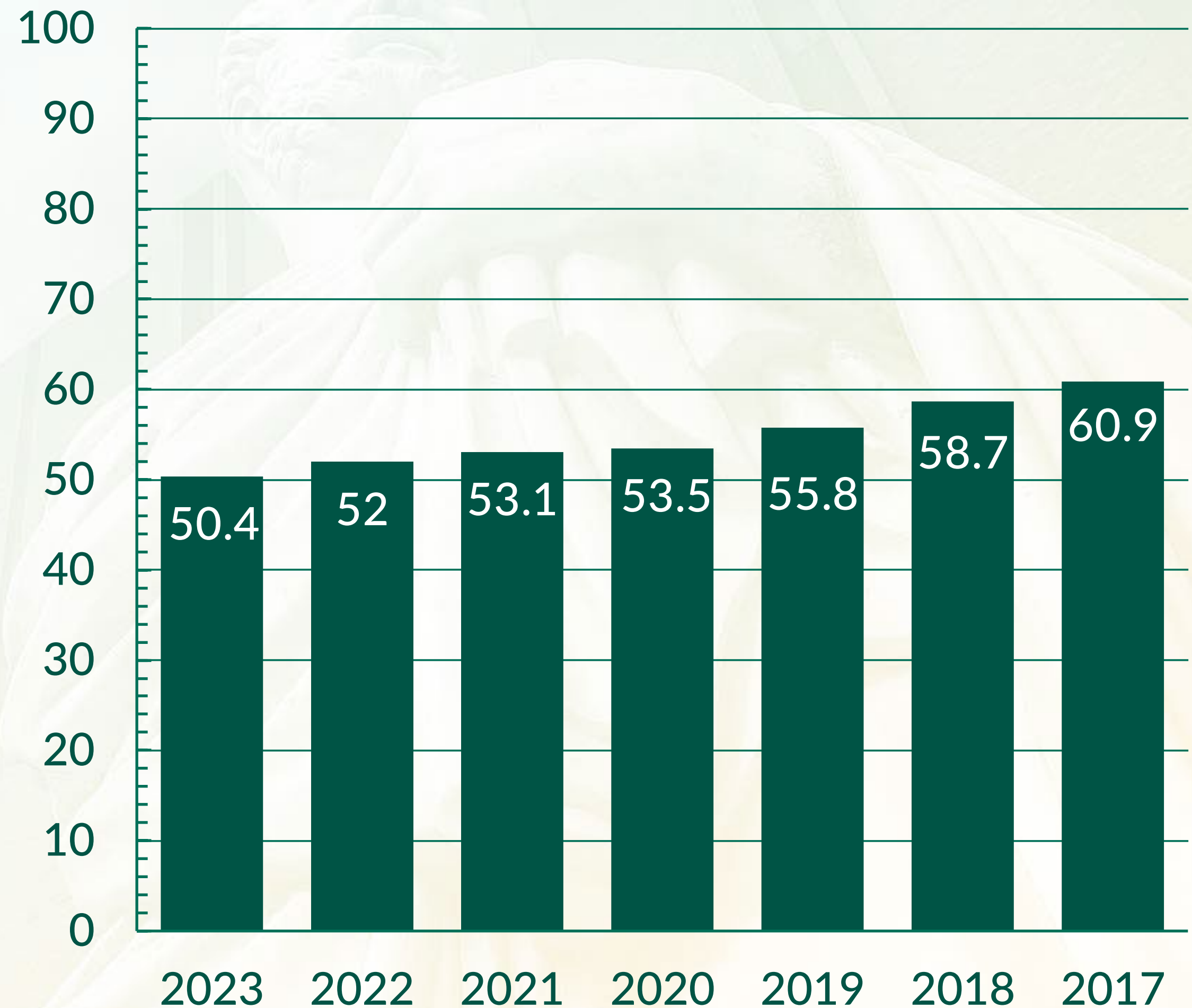


# 2023 National Match Statistics


50.4%

Positions filled by U.S. seniors

➡ 52% in 2022



# 2023 WSU Match Statistics



50%

Students  
matched into  
Michigan  
Programs

51.0% in 2022  
55.0% in 2021  
49.7% in 2020  
50.3% in 2019



35%

Students  
matched into  
Primary Care

43.0% in 2022  
41.0% in 2021  
32.6% in 2020  
30.1% in 2019

*Primary Care includes: FM, IM, IM/EM, Peds, Med/Peds,  
Ped/Genetics, Peds/Psych/Child Psych, Med/Psych*



# 2023 WSU Michigan Based Program Placements

17

Michigan Based  
Health  
Systems/Centers  
Represented



Henry Ford  
Health System: 28

2022: 37 2021: 33



Detroit Medical  
Center: 26

2022: 29 2021: 43



Beaumont  
Health System: 16

2022: 17 2021: 20



Ascension: 15  
2022: 14 2021: 14



Spectrum  
Health: 13



Trinity/Mercy: 13  
2022: 10 2021: 14



University of  
Michigan: 9  
2022: 21 2021: 12

# 2023 WSU Numbers by State

30

States Represented

## Top 5 States



Michigan: 131



California: 30



Ohio: 17



Florida: 15



Illinois: 14



# 2023 WSU Numbers by Specialty

## Top 3 Specialties

26

Specialties  
Represented



53

Internal Medicine



23

Emergency Medicine



23

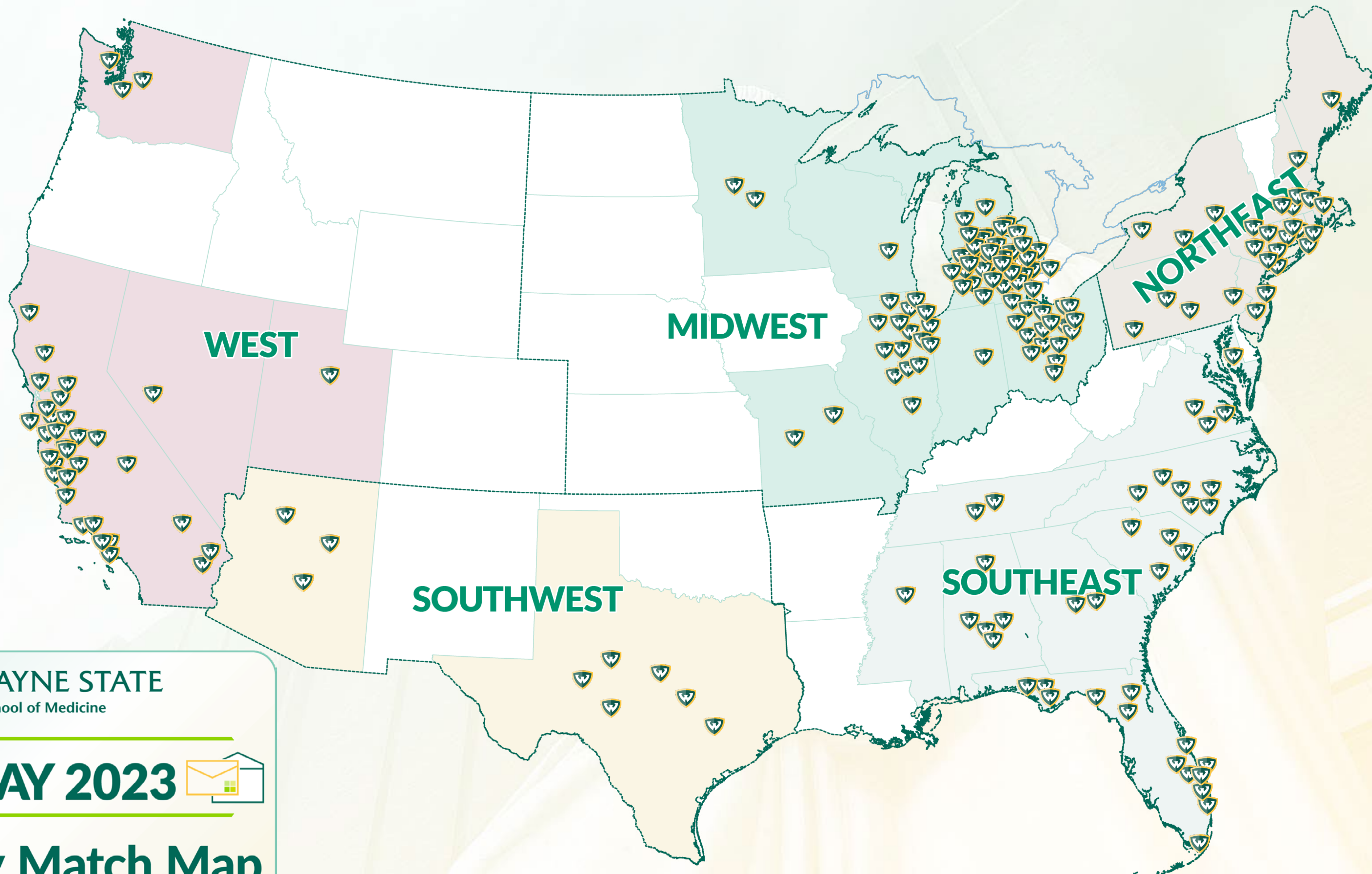
General Surgery

2010-2021: IM/EM/FM (2022: PSYCH)

% of class in top 3: 2023: 37%

2022: 36%

2021: 47%



WAYNE STATE  
School of Medicine

**MATCH DAY 2023**



**Residency Match Map**



# 2023 Specialty Placements at a Glance

## Internal Medicine: 53

2022: 58 2021: 53 2020: 52

## Emergency Medicine: 23

2022: 22 2021: 37 2020: 32

## General Surgery: 23

2022: 17 2021: 15 2020: 11

## Psychiatry: 19

2022: 23 2021: 17 2020: 16

## Family Medicine: 18

2022: 27 2021: 41 2020: 17

## Diagnostic Radiology: 17

2022: 19 2021: 7 2020: 15

## Pediatrics: 17

2022: 19 2021: 18 2020: 14

## Anesthesia: 16

2022: 8 2021: 15 2020: 14

## Obstetrics/Gynecology: 16

2022: 19 2021: 14 2020: 17

## Neurology: 10

2022: 12 2021: 6 2020: 5

## Ophthalmology: 7

2022: 12 2021: 10 2020: 9

## Orthopaedic Surgery: 6

2022: 14 2021: 10 2020: 10

## Physical Medicine and Rehabilitation: 3

2022: 7 2021: 3 2020: 10

## Oral Maxillofacial Surgery: 4

2022: 3 2021: 3 2020: 3

# 2023 Specialty Placements at a Glance

## Neurological Surgery: 4

2022: 1 2021: 1 2020: 3

## Radiation Oncology: 4

2021: 0 2020: 2 2019: 3

## Dermatology: 3

2022: 5 2021: 9 2020: 8

## Internal Medicine/Pediatrics: 3

2022: 5 2021: 2 2020: 5

## Urology: 3

2022: 4 2021: 8 2020: 0

## Thoracic Surgery: 2

2021: 0 2020: 0 2019: 1

## Child Neurology: 1

2021: 0 2020: 3 2019: 0

## Ear/Nose/Throat: 1

2022: 5 2021: 4 2020: 3

## Interventional Radiology: 1

2022: 1 2021: 0 2020: 0

## Plastic Surgery: 1

2022: 0 2021: 2 2020: 1

## Vascular Surgery: 1

2021: 0 2020: 0 2019: 3

## Pathology: 0

2022: 2 2021: 4 2020: 3



# 2023 Specialty Placements at a Glance

Peds/Med Genetics: 1

2021: 1

Peds/Psych/Child Psych: 0

2021: 0 2020: 0 2019: 0

Family Medicine/ Psychiatry: 0

2022: 2

IM/Dermatology: 0

2022: 0 2021: 1

Internal Medicine/  
Emergency Medicine: 0

2021: 0 2020: 0 2019: 1





# Congratulations

and God Bless You

Class of 2023!